

City of Bethlehem, Pennsylvania

APPLICATION FOR CERTIFICATE OF APPROPRIATENESS (COA)

Building address 251 East Church Street

Owner of building Madeline Peters Phone [REDACTED]

Owner's email & mailing address [REDACTED]

Applicant Dan Ault Phone: [REDACTED]

Applicant's email & mailing address [REDACTED]

Street and Number 251 E. Church City Bethlehem State PA Zip Code 18018

APPLICANT MUST ATTEND MEETING FOR CASE TO BE HEARD. USE THE CHECKLIST ON THE BACK OF THIS APPLICATION TO ENSURE YOUR SUBMISSION IS COMPLETE.

Historic & Architectural Review Board - Application form, photographs, and drawings (if necessary) must be submitted by 12:00 Noon on the last Wednesday of the month in order to be placed on the agenda for the next meeting.

South Bethlehem & Mount Airy Historic Conservation Commission - Application form, photographs, and drawings (if necessary) must be submitted by 12:00 noon on the second Monday of the month in order to be placed on the agenda for the next meeting.

1. PHOTOGRAPHS - Photographs of your building and neighboring buildings must accompany your application.

2. TYPE OF WORK PROPOSED - Check all that apply. Please bring any samples or manufactures specifications for products you will use in this project.

- Trim and decorative woodwork
Siding and Masonry
Roofing, gutter and downspout
Windows, doors, and associated hardware
Storm windows and storm doors
Shutters and associated hardware
Paint (Submit color chips - HARB only)
Skylights
Metal work
Light fixtures
Signs
Demolition
X Other Fence and Gate

3. DRAWINGS OF PROPOSED WORK - Required drawings must accompany your application. Please submit ONE ORIGINAL AND TEN (10) COPIES OF DRAWINGS, PHOTOGRAPHS, APPLICATION FORM, AND ANY SPECIFICATIONS

- Alteration, renovation, restoration (1/4 or 1/8"=1'0" scale drawings required IF walls or openings altered.)
New addition (1/4" or 1/8"=1'0" scale drawings: elevations, floor plans, site plan)
X New building or structure (1/4" or 1/8"=1'0" scale drawings: elevations, floor plans, site plan)
Demolition, removal of building features or building (1/4" or 1/8"=1'0" scale drawings: elevation of remaining site and site plan)
A scale drawing, with an elevation view, is required for all sign submittals

4. DESCRIBE PROJECT - Describe any work checked in #2 and #3 above. Attach additional sheets as needed.

I will be erecting a wooden fence and a wooden gate. They will be made of cedar. The fence and gate will require four kiln-dried pressure treated 4"X4" wooden posts. The dimensions of the fence are 6' high by 15' long. The dimensions of the gate are 6' high by 3' wide. The gate and fence posts will sport a handle, hinges and post caps all black in color.

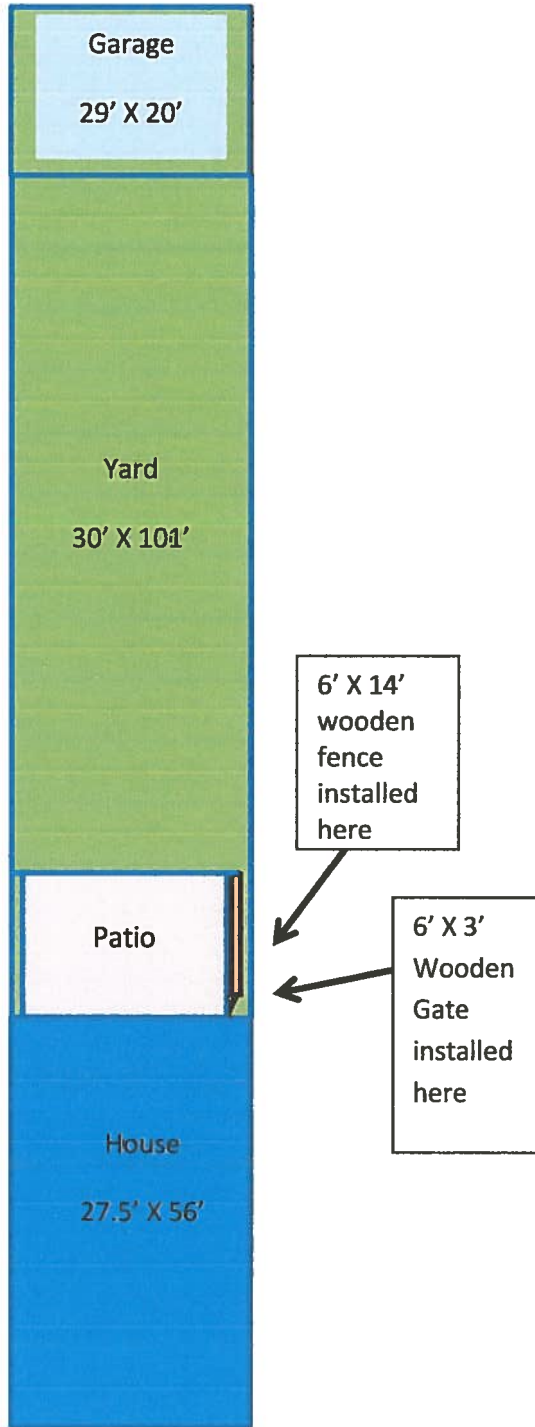
5. APPLICANT'S SIGNATURE

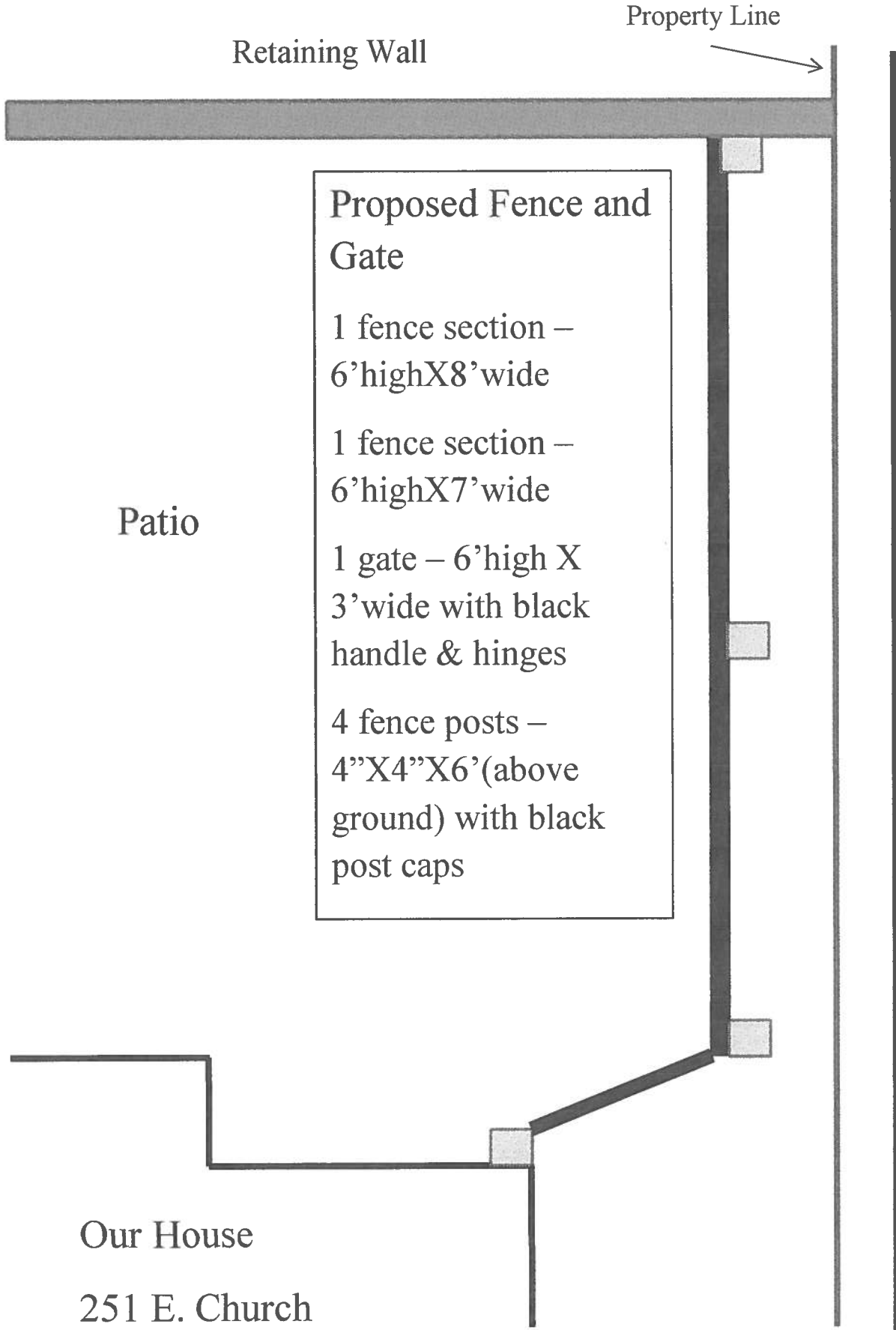
Dan Ault

DATE: 8/28/2019

Lot drawing – 251 E. Church St.

Lot is approx.
250 feet long
30 feet wide






Cedar Gate




6
Feet
high

3 feet wide




Street view



Property Line Peg





Back of our house
near the site of the
proposed gate

Property
Line Peg

41 inches from foundation to foundation
10 inches from neighbor's foundation
31 inches from our foundation





